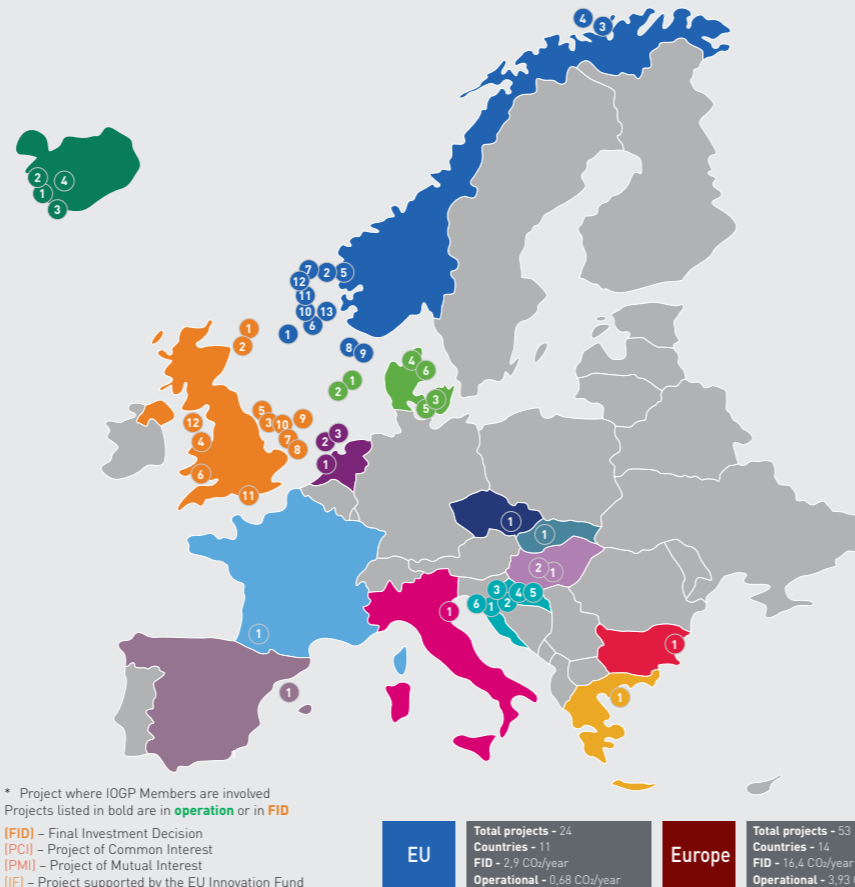


CO₂ storage projects in Europe

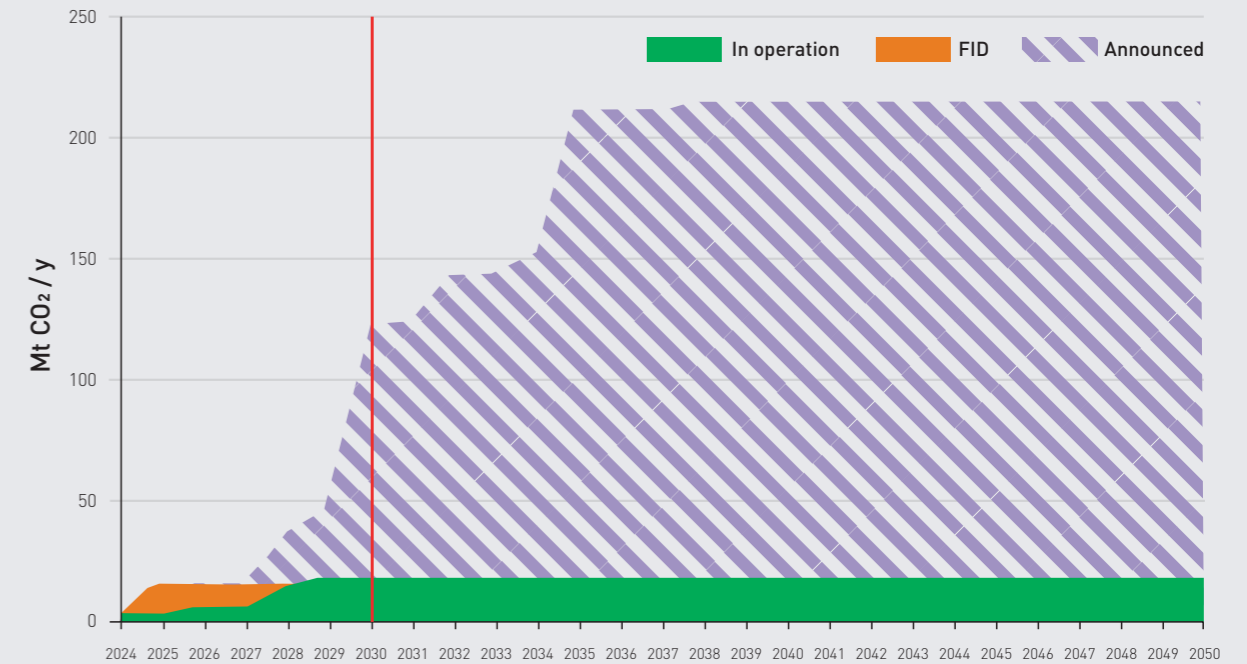
February 2026

Overview of announced CO₂ storage projects in Europe

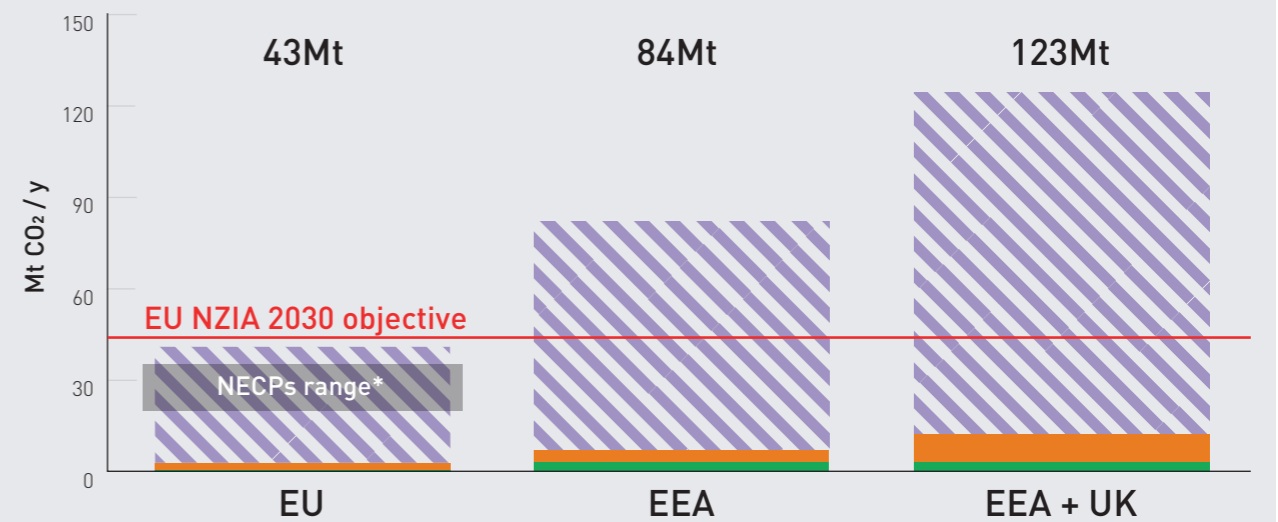
- | | |
|--|--|
| <p>BULGARIA</p> <ol style="list-style-type: none"> ANRAV (IF) <p>CROATIA</p> <ol style="list-style-type: none"> Petrokemija Kutina* Sisak Biorefinery* CCGeo (IF) CO₂ EOR Project Croatia* Geothermal CCS Croatia (PCI) KOdeCO (IF) <p>CZECH REPUBLIC</p> <ol style="list-style-type: none"> CCS Moravia <p>DENMARK</p> <ol style="list-style-type: none"> Greensand* (FID) Bifrost* (PCI) Kalundborg CCS Norne (PCI) Ruby Greenstore <p>FRANCE</p> <ol style="list-style-type: none"> Pycasso* (PCI) <p>GREECE</p> <ol style="list-style-type: none"> Prinos CO₂ Storage Project (PCI) <p>HUNGARY</p> <ol style="list-style-type: none"> MOL-Hungary CCS Project* Danube Removals (IF) <p>ICELAND</p> <ol style="list-style-type: none"> Orca Silverstone (IF) Coda Terminal (IF) Mammoth | <p>ITALY</p> <ol style="list-style-type: none"> Ravenna CCS (includes Callisto)* (PCI) <p>THE NETHERLANDS</p> <ol style="list-style-type: none"> Porthos* (PCI) (FID) Aramis* (PCI) L10 CCS* <p>NORWAY</p> <ol style="list-style-type: none"> Sleipner* Longship (includes Northern Lights)* (PMI) Polaris Snohvit* Smeaheia* Trudvang* Luna* Havstjerne* (IF) Poseidon (NO)* Iroko* Kinno* Atlas* Albondigas* <p>SLOVAKIA</p> <ol style="list-style-type: none"> Engas CCS <p>SPAIN</p> <ol style="list-style-type: none"> TarraCO2* (IF) <p>UK</p> <ol style="list-style-type: none"> Acorn* Caledonia Clean Energy Zero Carbon Humber* HyNet* (FID) Net Zero Teesside* (FID) South Wales Industrial Cluster Bacton Thames Net Zero* Poseidon (UK)* Viking CCS* Orion* Solent Cluster* Morecambe Net Zero Cluster |
|--|--|



Build-up of CO₂ storage injection capacity in Europe



Regional breakdown of CO₂ storage injection capacity by 2030




* The EU-wide assessment of National Energy and Climate Plans (NECPs) suggests an estimated CO₂ injection capacity target by Member States ranging between approximately 27.1 and 45.1 Mtpa by 2030.

European Union			
0,68 Mt CO ₂ / YEAR IN OPERATION <small>0,025 ELIGIBLE UNDER NZIA</small>	2,9 Mt CO ₂ / YEAR IN FID	24 CO ₂ STORAGE PROJECTS	11 COUNTRIES WITH CO ₂ STORAGE PROJECTS
Europe			
3,93 Mt CO ₂ / YEAR IN OPERATION	16,4 Mt CO ₂ / YEAR IN FID	53 CO ₂ STORAGE PROJECTS	14 COUNTRIES WITH CO ₂ STORAGE PROJECTS

This map should not be interpreted as a guarantee of future outcomes.

The deployment, scale, and timing of these projects represent best-case scenarios and are contingent upon the successful implementation of supportive commercial frameworks, permitting processes, and enabling policy measures.



Carbon Capture, and Storage

CCS is a set of technologies that enable the Capture, Transport and Storage of CO₂.

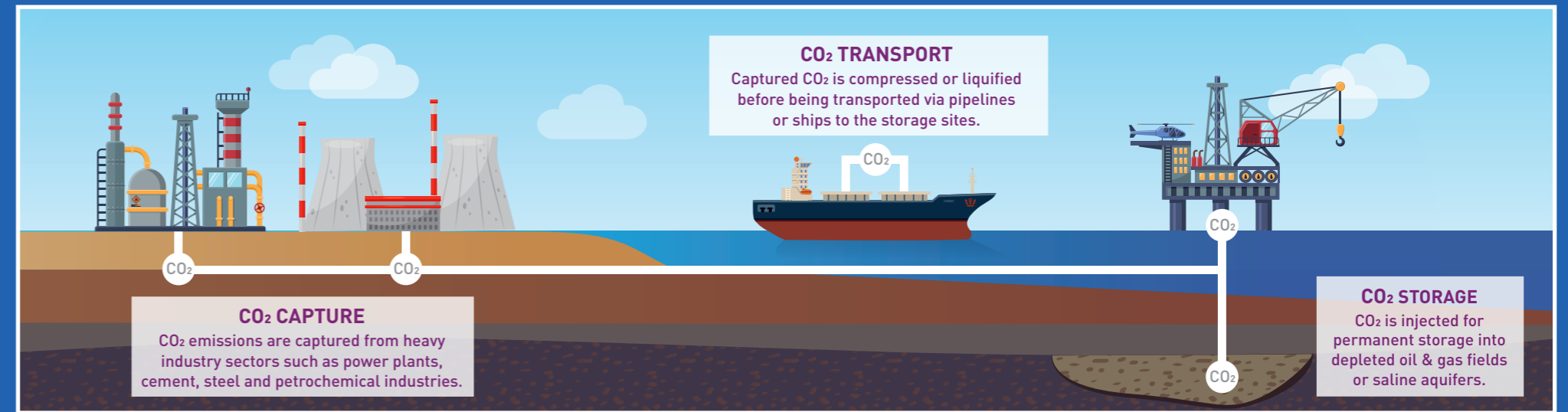
CCS is a proven and safe technology. CO₂ has been captured, transported and stored in Europe successfully since 1996 (Sleipner project, Norway).

It is a key technology for Europe to meet climate neutrality.

More CCS resources at iogpeurope.org

How it works

The 3 segments of the CCS value chain



CCS be deployed at scale, often repurposing existing infrastructures

Where can CCS make a difference?



Decarbonisation of hard-to-abate industries

In the EU, steel, cement, chemical and refining sectors emit 37% of total CO₂ industrial emissions. CCS is one of the only technological options to enable emission reductions in hard-to-abate industries.



Energy transition

CCS can be applied to gas-fired power plants which provide flexibility to an electricity grid with a higher share of intermittent renewables.



Low carbon hydrogen production

Hydrogen production based on natural gas decarbonized with CCS is the most cost-effective. It can supply industrial sectors and decarbonize sectors which cannot be electrified such as aviation and maritime transport.



Negative emissions

Large scale negative emissions can be achieved when BioEnergy production is combined with CCS (BECCS) or when Direct Air Capture is combined with CCS (DACCS).